



2024

2025-017

2025 4

&\$&(

&\$&(

% \$\$Z

&\$&(

, l

5=cH

5=

&\$&)


! ! !

“ ” “ ”

“ ”

“ ”

A



2024	1	1	2024	12	31
2023	1	1	2023	12	31

LED

"Light Emitting Diode"

LED

IEC60061-1 LED

LED

300632

XI AN MEN GUANG PU ELECTRONICS CO., LTD.

3 C 3F-A1468

361005

2021 8

608 " "

C 13F-01" 2024 11

C 13F-01" "

3

C 3F-A1468"

1800-1812

361101

ht tp: //www.gopr ol ed. com

gp@gpel ec. cn


105 1' E A 031 M X 0 V

ob. o. j. eq. com

5 m 10 2

"

b



24, 592, 397. 29		- 1, 133, 890. 23
- 2, 070, 635. 97	- 5, 506, 485. 13	869, 169. 39
6, 260, 733. 89	7, 857, 06	

4 —

" LED



"

" + "

" + "

20%

" "



1

.p {r08E7\$!%W0 ERdEt• P

3

20%É Q@tt0 %Ø PR606~)e

2024

IC

1356

2023

1189

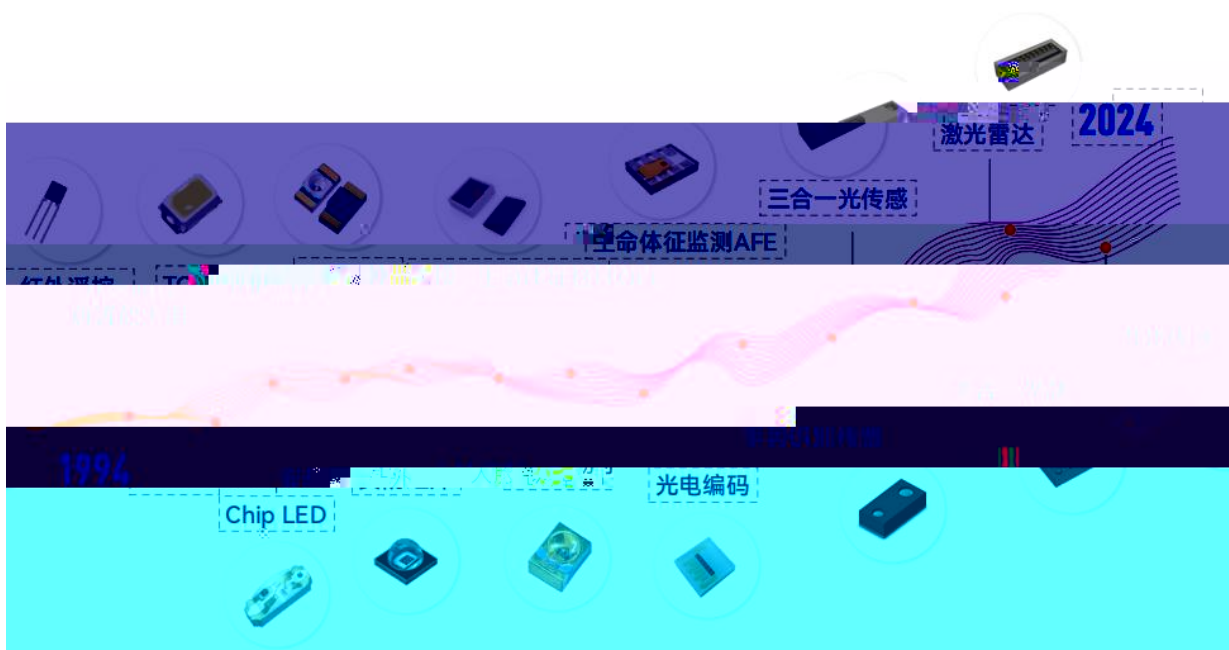
14.05%


17.2%

2025

IC

1600





2024 — 2028

FPC

718.97

2,060.99

30.12%


TrendForce

4 — —

" LED "

(



%



"

+

"



1

2024

||

			80,205.06	10.33%		
5,219.81	41.54%			1,766.80	62.60%	
0.171	41.56%	6,413.29		2.58%		

"

"

1

2024

"

"

3D/ Die
TOF

/

"

"

IR

RFID

sensor

"

"

5G

5G

5G

,

"

"

"

"

2

2024

2024

"

"

2024

2023

2024

2024

11, 389. 29

2

1

	2024		2023		
	802, 050, 599. 61	100%	894, 486, 715. 75	100%	- 10. 33%
	685, 142, 317. 79	85. 42%	776, 587, 263. 40	86. 82%	- 11. 78%
	102, 875, 849. 74	12. 83%	98, 619, 232. 25	11. 03%	4. 32%
	14, 032, 432. 08	1. 75%	19, 280, 220. 10	2. 16%	- 27. 22%
	592, 878, 702. 73	73. 92%	655, 919, 784. 76	73. 33%	- 9. 61%
FPC+	92, 263, 615. 06	11. 50%	120, 667, 478. 64	13. 49%	- 23. 54%
	102, 875, 849. 74	12. 83%	98, 619, 232. 25	11. 03%	4. 32%
	14, 032, 432. 08	1. 75%	19, 280, 220. 10	2. 16%	- 27. 22%
	302, 550, 422. 03	37. 72%	340, 506, 658. 37	38. 07%	- 11. 15%
	499, 500, 177. 58	62. 28%	553, 980, 057. 38	61. 93%	- 9. 83%
	789, 790, 131. 46	98. 47%	879, 658, 453. 27	98. 34%	- 10. 22%
	12, 260, 468. 15	1. 53%	14, 828, 262. 48	1. 66%	- 17. 32%

2

10%

685,142,317.79	488,129,732.09	28.75%	-11.78%	-14.66%	2.40%
----------------	----------------	--------	---------	---------	-------

592,878,702.73	392,625,020.42	33.78%	-9.61%	-13.20%	2.74%
----------------	----------------	--------	--------	---------	-------

FPC(
)

10%

LED	5,607,360	3,341,742.00	60%
FPC+	160,000	72,852	46%

			100.00	100.00
			100.00	100.00
Quantpro Pte. Ltd.			100.00	100.00
			100.00	100.00

6 0

Quantpro Pte. Ltd.	

7

8

215% ^

	472, 826, 295. 45
	58. 95%
	0. 00%

5

1	368, 544, 133. 10	45. 95%
2	37, 851, 517. 76	4. 72%

- CCT				

2024

2023

2
 9,697.40
 7,654.20
 41,458.40
 7,175.16
 21,775.99
 3
 -24,046.38
 9,671.86


	33,880,467.32	56.23%		
	5,444,862.18	9.04%		
	-9,581,322.55	-15.90%		
	44,167.27	0.07%		
	2,114,803.24	3.51%		
	15,288,793.50	25.37%		
	-2,019,373.39	-3.35%		

1

	2024		2024		
	901,172,282.97	37.71%	641,505,561.65	24.69%	13.02%
	135,918,145.46	5.69%	191,103,700.32	7.35%	-1.66%
	165,348,833.30	6.92%	146,069,267.80	5.62%	1.30%
	11,032,106.04	0.46%	11,594,132.20	0.45%	0.01%
	72,519,996.44	3.04%	75,149,789.61	2.89%	0.15%
	383,127,495.01	16.03%	387,952,071.11	14.93%	1.10%

	39,581,170.09	1.66%	14,909,128.49	0.57%	1.09%
	11,390,121.02	0.48%	20,051,380.46	0.7-%	

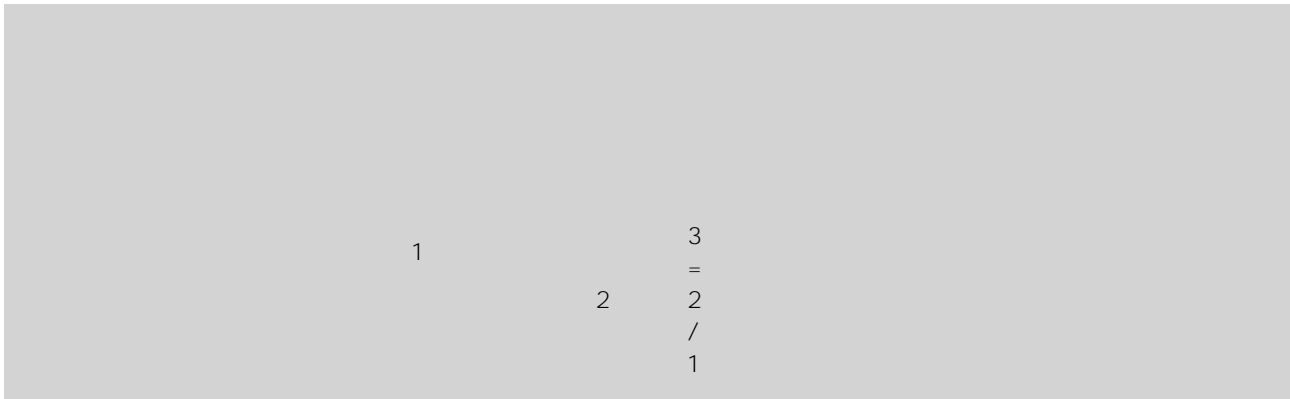




1
2
3
4


5

1



2020
2020 11 103,0
05
p

	05					9								
2020	2020 11 05	6			0	40,8 00	0	0	0.00 %					
				--	101, 766. 35	101, 766. 35	2,87 2,86	41,1 11.7 3	--	--	0	0	--	--
	2020 09 29				0	0	0	0	0.00 %		0	0		
				--	101, 766. 35	101, 766. 35	2,87 2,86	41,1 11.7 3	--	--	0	0	--	--
				" " SM										
				" " SM 2022 8 25										
				" " SM 2024 12 31 2025 1 6										
				" " SM 2026 12										
				" " LED										
				" " LED 2019										
				" " LED 2024 7 5										
				" " LED 2024 7 25 2024										



2020 12 15

2,831.50
[2020] 008413 "



ypf. P
Bë

1 SI NPRO SI NGAPORE PTE. LTD.

3

2025

MENS

AI

5-10

4

2025

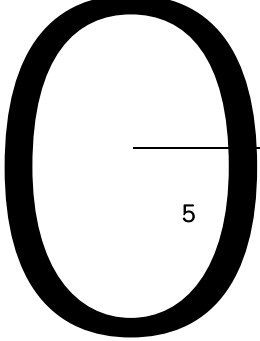
"

" + + + "

1

2025

2



5

2024 04 30					2023 2024	2024 5 6 2023 CÁ Đ ÑM
2024 05 16	" "				2023	2024 5 17 2023

2 --

1

2

2 --

7

3

1/3

3

1

		57			2012 05 26	2024 07 25	0	0	0	0	0	
		86			2018 05 10	2024 07 25	0	0	0	0	0	
		57			2018 05 10	2024 07 25	0	0	0	0	0	
		50			2021 05 18	2027 07 25	0	0	0	0	0	
		65			2024 07 25	2027 07 25	0	0	0	0	0	
		69			2024 07 25	2027 07 25	0	0	0	0	0	
		47			2018 05 10	2027 07 25	0	0	0	0	0	
		51			2024 07 25	2027 07 25	0	0	0	0	0	
		50			2024 07 25	2027 07 25	0	0	0	0	0	
		48			2018 04 16	2024 07 25	0	0	0	0	0	
		53			2018 05 10	2024 07 25	0	800	0	0	800	800
		42			2021 06 10	2027 07 24	0	0	0	0	0	
		45			2018 05 10	2027 07 25	62,241	0	0	0	62,241	
		47			2021 06 10	2027 07 25	0	0	0	0	0	
	-	--	--	--	--	--	111,961 ,416	800	0	0	111,962 ,216	--

--	--	--	--	--	--	--	--	--	--	--	--	--

			2024 07 25	
			2024 07 25	
			2024 07 25	
			2024 07 25	
			2024 07 25	
			2024 07 25	
			2024 07 25	
			2024 07 25	
			2024 07 25	
			2024 07 25	
			2024 07 25	
			2024 07 25	

2

2008 1 2012 7
 2012 8 2013 12 2014 1
 1960
 1982-1984 8472 1987
 1956 1980 2 -1996 10
 1996 10 -1999 3
 1999 3 -2016 3
 1978 1999 2000
 2000 2005
 2005 10
 1974 1996 2004
 2006 12 2008 4 2008 5
 1975 1999 2012
 2013 2019 2020 2023
 2024
 1983 2006 2006
 2008 2008
 LED
 1980 2003 7 2004 7
 2005 11 2007 6 2007
 7 2015 5 2015 8
 1978 2001 2003
 2004 2011
 2012

			2011 03 01		

--	--	--	--	--	--

2022 09 04

2021 09 25

2024 03 01

2024 12 01

2022 02 23

2022 08 23

()

2022 10 10

2023 02 06

2020 11 20

2019 11 08

LED

2020 08 01

2014 04 01

LED

2016 04 01

ED

3

i

	--	--	--	--	801.31	--
--	----	----	----	----	--------	----

1


2024	02	05	2024	02	06	www.cni.nf.o.com.cn	2024-006
2024	04	18	2024	04	22	www.cni.nf.o.com.cn	2024-021
2024	04	23	2024	04	24	www.cni.nf.o.com.cn	2024-037
2024	07	05	2024	07	09	www.cni.nf.o.com.cn	2024-047
2024	07	25	2024	07	25	www.cni.nf.o.com.cn	2024-
					060		
2024	08	26	2024	08	28	www.cni.nf.o.com.cn	2024-
					065		
2024	10	24	2024	10	26	www.cni.nf.o.com.cn	2024-
					072		
2024	12	22	2024	12	23	www.cni.nf.o.com.cn	2024-
					090		

CU

				4 2023			
				5 2023			
				6 2023			
				7			
		3	2024 23	04	1 2024		
					2 2024		
		1	2024 05	07	1 2		
		1	2024 18	04	1 2023 2 2023		

		4	2024 07 25	1			
		4	2024 08 26	1 2024 2 2024			
		4	2024 10 24	1 2024 2 2024 3			
		4	2024 12 22	1			
		1	2024 07 25	1 2 3			

				4			
--	--	--	--	---	--	--	--



2024 10 24 2024 11

	A. B. C. D.	E F A B C D E F
	*3% *1% *3% *1% *5% *3% *5% *3%	*5% *3% *5% *3%
		0
		0
		0
		0

2

2024 12 31	
	2025 04 23
	www.cni.nf.o.com.cn 2024





GB18597-2023

DB35/322-2018

GB 39731-2020

GB21900 2008

GB8978-1996

GB/T31962-2015

DB35/323-2018

GB12348-2008

GB21900 2008

DB11/501-2017

GB16927-1996

GB37822-2019

GB18918-2002



1

2

1

2

3

4

2

2

2

2023 8

1

2

1

1

2

CCD


1



1



			1			
			2			
			3			
			4	2020	02	
			5	20		
				2020	02	
				20		



2

3

4

"

2016 3 16

"

"

"

"

2024 12 20

2024 62

"

"

2022

2022

24

100.00% 100.00%

()

100.00% 100.00%

100.00% 100.00%

100.00% 100.00%

100.00% 100.00%

SINOPRO SINGAPORE PTE.LTD.

100.00% 100.00%

100.00% 100.00%

GOPRO TECHNOLOGY SDN.BHD.

100.00% 100.00%

Alight Tech Inc.

100.00% 100.00%

Boost Lighting, Inc.

100.00% 100.00%

51.00% 51.00%

100.00% 100.00%

100.00%

/						
		1 2 2023 " " 3 4 5			2024 12 23	www.cni nfo. com . cn 2024-089
		1 2 2023 " " 3			2024 12 23	www.cni nfo. com . cn 2024-089

4

5

1

2024 12 20

"

"

2024 62

"

"

30

2024 12 22

6

7

☑

2024 4 18

2023

2024

~~2024~~ 4 22

2023

i 2024

~~2024~~ 0333

2024 12 22

2021

2024 .

2

4

4

2

054 4

29 70

6 2 4

4

150

8%



2	GOPRO TECHNOLOGY SDN. BHD.	TN COFFEE SDN BHD	7 9, JALAN MEGA 1/9, TAMAN PERI INDUSTRIAN NUSA CEMERLANG, 79200 ISKANDAR PUTERI, JOHOR	2025. 1. 1 - 2027. 12. 31	142, 551. 20
3	GOPRO TECHNOLOGY SDN. BHD.	TAN KOK HEONG	25, JALAN HIJAUAN 7/4, TAMAN HRI ZON HILLS, 79250 ISKANDAR PUTERI, JOHOR	2024. 1. 1 - 2025. 12. 31	5, 120. 00
4	GOPRO TECHNOLOGY SDN. BHD.	KOH KI M LONG	18, 18-01, 18-02, JALAN NUSA PUNCAK 2, TAMAN NUSA PUNCAK, 81550 GELANG PATAH, JOHOR	2024. 1. 1 - 2025. 12. 31	7, 200. 00
5	GOPRO TECHNOLOGY SDN. BHD.	LOW KI M SENG	02-01, 02-02, JALAN NUSA PUNCAK 2, TAMAN NUSA PUNCAK, 81551 GELANG PATAH, JOHOR	2023. 11. 15 - :	

)	

10%

10%

2

3

1

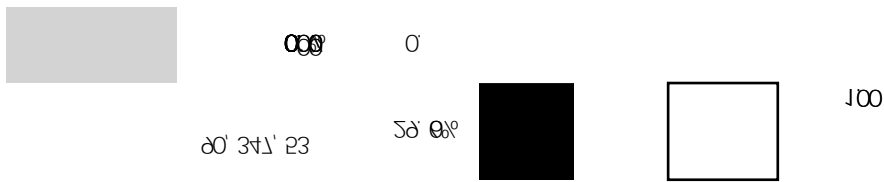
		7,000	3,000	0	0
		61,100	5,000	0	0
		29,200	22,000	0	0
		97,300	30,000	0	0

2

4

1

1	90,347,533.00	29.60%	0.00	0.00	0.00	6,375,671.00	-	6,375,671.00	83,971,862.00	27.52%
	0.00	0.00%								



2.1 20


8,501,962	2024	2	6,376,471	2024
6,375,671	800	2024	800	
	6,375,671			
<input checked="" type="checkbox"/>				
<input checked="" type="checkbox"/>				
<input checked="" type="checkbox"/>				
<input checked="" type="checkbox"/>				
2				
<input checked="" type="checkbox"/>				
			2015	0



32,516,970.00 0.00 0.00 32,516,970.00 32,516,970 28%

51,256,118.00 0.00 0.00 51,256,118.00 51,256,118 25%

151,293.00 0.00 0.00 151,293.00



		1.54%	4,712,780	-3492840	0	4,712,780		0
		1.52%	4,627,900	4627900	0	4,627,900		0
		1.39%	4,168,107	-1569100	0	4,247,307		0
		1.23%	3,768,172	-84000	0	3,768,172		0
15		1.04%	3,169,886	-2815114	0	3,169,886		0
10	4							
		66	102					
	/							
10	10	22,684,584	7.43%					
10								
				17,085,373		17,085,373		
				12,677,006		12,677,006		
				10,838,990		10,838,990		
66				6,079,000		6,079,000		
102				5,879,100		5,879,100		
				4,712,780		4,712,780		
				4,627,900		4,627,900		
#				4,247,307		4,247,307		
				3,768,172		3,768,172		
15				3,169,886		3,169,886		
10	10 10	66	102					

5	79, 200	4, 168, 107	4, 247, 307

5% 10 10

10 10 /

10 10


10 10

2

	/	

3

66			
102			
	/		
10			



- 4 80%
- 5 10%
- 6

2024 02 06	8,333,333- 16,666,667	2.73%- 5.46%	10,000- 20,000	2024 2 5 5 4		10,776,303	

	2025 04 21
	[2025] 361Z0133

2024 12 31

2024

2024 12

31

2024

"

"

1

2024

24
80, 205. 06

45

2

1

2

3

4

5

6

7

8

1

10

5

2

1 Å h ÐRp , ' í 8N: FKIB , 8\$, GyWÖ>~Lt# KI Ö Ä
2 Å ÅöZ, ' CS

È : FKIB ' @Gý

3

4

5

2024

5
6

	<hr/> <hr/>
	<hr/>
	2025 4 21

1

2024 12 31

901, 172, 282. 97	641, 505, 561. 65
301, 860, 148. 73	857, 401, 872. 97
4, 610. 00	
4, 942, 999. 87	4, 562, 372. 00
135, 918, 145. 46	191, 103, 700. 32
6, 702, 561. 79	101, 238. 38
8, 607, 364. 46	12, 645, 177. 54
7, 229, 408. 22	12, 077, 526. 78
165, 348, 833. 30	146, 069, 267. 80
89, 970, 985. 73	
98, 702, 37848, 71	

	39,581,170.09	14,909,128.49
	11,390,121.02	20,051,380.46
	13,844,973.69	14,799,057.87
	12,297,223.45	10,687,478.24
	26,290,359.08	19,490,020.07
	4,193,550.96	14,794,006.35
	668,992,730.52	703,519,022.74
	2,389,452,449.37	2,598,676,696.02
	211,037,297.58	192,655,296.80

	4, 858, 892. 85	11, 359, 433. 81
	9, 198, 381. 14	10, 126, 248. 70
	318, 373. 96	84, 077. 50
	46, 295, 784. 27	103, 979, 896. 33
	620, 537, 654. 33	669, 430, 734. 51
	305, 181, 620. 00	305, 181, 620. 00
	1, 033, 424, 065. 65	1, 033, 424, 065. 65
	249, 948, 550. 27	149, 947, 001. 82
	5, 577, 250. 46	1, 383, 390. 37
	86, 555, 526. 35	80, 803, 327. 92
	587, 766, 661. 04	655, 213, 586. 88
	1, 768, 556, 573. 23	1, 926, 058, 989. 00
	358, 221. 81	3, 186, 972. 51
	1, 768, 914, 795. 04	1, 929, 245, 961. 51
	2, 389, 452, 449. 37	2, 598, 676, 696. 02

	72,985,843.85	60,888,566.81
	48,693,319.06	
	2,603,173.77	10,922,788.42
	1,249,490,885.27	1,507,793,225.15
		47,219,291.67
	579,063,428.78	462,775,319.59
	2,500,000.00	2,500,000.00
	56,522,464.44	26,000,000.00
	11,032,106.04	11,594,132.20
	175,624,104.85	173,066,408.71
	4,599,033.48	1,352,089.75
	2,123,040.10	11,024,647.27
	12,551,373.31	13,253,887.20
	4,081,795.16	

	21, 911, 474. 87	6, 539, 318. 61
	2, 621, 266. 49	2, 954, 375. 11
	399, 572, 943. 29	400, 038, 609. 51
	17, 000, 000. 00	22, 500, 000. 00
	527, 498. 67	5, 125, 760. 93
	3, 228, 905. 36	5, 804, 878. 57
	20, 756, 404. 03	33, 430, 639. 50
	420, 329, 347. 32	433, 469, 249. 01
	305, 181, 620. 00	305, 181, 620. 00
	1, 038, 779, 727. 82	1, 038, 779, 727. 82
	249, 948, 550. 27	149, 947, 001. 82
	82, 212, 412. 61	76, 460, 214. 18
	503, 200, 112. 76	565, 323, 177. 41
	1, 679, 425, 322. 92	1, 835, 797, 737. 59
	2, 099, 754, 670. 24	2, 269, 266, 986. 60

3

	2024	2023
	802, 050, 599. 61	894, 486, 715. 75
	802, 050, 599. 61	894, 486, 715. 75
	782, 732, 044. 06	845, 909, 148. 09
	562, 957, 134. 38	637, 248, 194. 26

	4, 900, 762. 25	5, 352, 171. 56
	98, 983, 293. 54	98, 219, 657. 72
	59, 440, 374. 23	49, 991, 934. 15
	64, 132, 948. 89	62, 518, 384. 25
	- 7, 682, 469. 23	- 7, 421, 193. 85
	8, 287, 680. 41	10, 516, 979. 09
	6, 731, 151. 89	4, 343, 387. 33
	15, 288, 793. 50	19, 165, 453. 58
" "	33, 880, 467. 32	41, 069, 708. 91
	- 1, 081, 057. 29	10, 217, 569. 84
" _"		
" "		
" "		
" "	5, 444, 862. 18	12, 114, 782. 93
" _"	- 2, 019, 373. 39	- 6, 738, 594. 73
" _"	- 9, 581, 322. 55	- 15, 160, 806. 51
" _"	- 6, 346. 19	- 241, 527. 11
" "	62, 325, 636. 42	98, 786, 584. 73
	44, 167. 27	1, 443, 550. 12
	2, 114, 803. 24	6, 950, 035. 25
" "	60, 255, 000. 45	93, 280, 099. 60
	10, 885, 628. 05	4, 977, 966. 84
" "	49, 369, 372. 40	88, 302, 132. 76
1.	49, 369, 372. 40	88, 302, 132. 76
2.		
1.	52, 198, 123. 10	89, 292, 382. 16
2.	- 2, 828, 750. 70	- 990, 249. 40
	4, 193, 860. 09	1, 403, 551. 11
	4, 193, 860. 09	1, 403, 551. 11
	0. 00	
1.		
2.		
3.	0. 00	
4.	0. 00	

5.		4, 193, 860. 09	1, 403, 551. 11
1.			
2.			
3.		0. 00	
4.		0. 00	
5.		0. 00	
6.		4, 193, 860. 09	1, 403, 551. 11
7.			

	" "
	" "
	" "
	" "
1.	
2.	
3.	
4.	
5.	
1.	

62, 892, 487. 62

87, 196, 176. 05

5, 370, 503. 33

4, 096, 577. 66

57, 521, 984. 29

83, 099, 598. 39

57, 521, 984. 29

83, 099, 598. 39

†



21' 251' 084' 0


83' 000' 20

	189,842,608.05	179,896,209.05
	25,440,334.43	20,511,095.90
	94,320,105.79	85,091,271.98
	1,006,123,112.89	991,634,129.51
	76,541,973.70	153,293,532.41
	2,688,499,000.00	1,974,221,822.47
	34,172,260.33	31,139,271.62
	880 95,094.22 103,803	884,287.62
	93.31 0.00	
	0.00	
	2,722,766,354.55	2,006,245,381.71
	62,083,416.13	50,802,943.95
	2,246,099,000.00	1,758,618,400.00
	0.00	
	0.00	
	2,308,182,416.13	1,809,421,343.95
	414,583,938.42	196,824,037.76
	243,208,000.00	287,113,268.05
	25,647,658.10	64,661,849.71
	268,855,658.10	351,775,117.76
	251,217,300.80	364,295,523.91
	121,370,754.06	24,396,740.43
	136,731,406.31	106,827,990.62
	500,210,461.17	405,530,254.06
	-240,483,803.07	-143,743,137.20
	10,012,892.40	10,337,113.27
	260,675,001.45	216,709,546.24
	633,687,951.01	416,978,404.77
	894,362,952.46	633,687,951.01

40





440,564,787.22	431,813,166.25
94,163,361.32	78,758,866.20
7,599,055.42	4,859,450.53
39,112,483.87	16,740,930.36
581,439,687.8 , .	

2024								
305,181, 620.00	1,033,42 4,065.65		1,383,3 90.37	80,803,3 27.92	655,213, 586.88	1,926,058, 989.00	3,186,97 2.51	1,929,245, 961.51
305,181, 620.00	1,033,42 4,065.65	149,947, 001.82	1,383,3 90.37	80,803,3 27.92	655,213, 586.88	1,926,058, 989.00	3,186,97 2.51	1,929,245, 961.51
" "		100,001, 548.---						



1898 4f J





2

0.00 0.00 0.00 0.00 0.00 0.00 0.00 0.00 0.00 0.00 0.00 0.00

3	0.00	0.00	0.00	0.00	0.00	0.00	0.00	0.00	0.00	0.00	0.00		0.00	0.00	0.00
4	0.00	0.00	0.00	0.00	0.00	0.00	0.00	0.00	0.00	0.00	0.00		0.00	0.00	0.00
5	0.00	0.00	0.00	0.00	0.00	0.00	0.00	0.00	0.00	0.00	0.00		0.00	0.00	0.00
6	0.00	0.00	0.00	0.00	0.00	0.00	0.00	0.00	0.00	0.00	0.00		0.00	0.00	0.00
	0.00	0.00	0.00	0.00	0.00	0.00	0.00	0.00	0.00	0.00	0.00		0.00	0.00	0.00
1	0.00	0.00	0.00	0.00	0.00	0.00	0.00	0.00	0.00	0.00	0.00		0.00	0.00	0.00
2	0.00	0.00	0.00	0.00	0.00	0.00	0.00	0.00	0.00	0.00	0.00		0.00	0.00	0.00
	0.00	0.00	0.00	0.00	0.00	0.00	0.00	0.00	0.00	0.00	0.00		0.00	0.00	0.00
	305,181,620.00	0.00	0.00	0.00	1,033,424,065.65	149,947,001.82	1,383,390.37	0.00	80,803,327.92	0.00	655,213,586.88		1,926,058,989.00	3,186,972.51	1,929,245,961.51

	2024											
	305,181,620.00				1,038,779,727.82	149,947,001.82			76,460,214.18	565,323,177.41		1,835,797,737.59
												0.00
												0.00
												0.00
	305,181,620.00	0.00	0.00	0.00	1,038,779,727.82	149,947,001.82	0.00	0.00	76,460,214.18	565,323,177.41		1,835,797,737.59
" "	0.00	0.00	0.00	0.00	0.00	100,001,548.45	0.00	0.00	5,752,198.43	-	62,123,064.65	-
							0.00			57,521,984.29		57,521,984.29
	0.00	0.00	0.00	0.00	0.00	100,001,548.45	0.00	0.00	0.00	0.00		-
1												0.00
2												0.00
3												0.00
4						100,001,548.45						-
	0.00	0.00	0.00	0.00	0.00	0.00	0.00	0.00	5,752,198.43	-	119,645,048.94	-
												113,892,850.51

1									5,752,198.43	-5,752,198.43		0.00
2										-		-
3										113,892,850.51		113,892,850.51
	0.00	0.00	0.00	0.00	0.00	0.00	0.00	0.00	0.00	0.00		0.00
1												0.00
2												0.00
3												0.00
4												0.00
5												0.00
6												0.00
	0.00	0.00	0.00	0.00	0.00	0.00	0.00	0.00	0.00	0.00		0.00
1												0.00
2												0.00
						0.00						0.00
	305,181,620.00	0.00	0.00	0.00	1,038,779,727.82	249,948,550.27	0.00	0.00	82,212,412.61	503,200,112.76		1,679,425,322.92

1		8,309,959.84	-8,309,959.84	
2				-
3			14,673,342.80	14,673,342.80
1				
2				
3				
4				
5				
6				
1				
2				

“

90

2012 5 26

1994 12 7

2012 6 21

“ [2017] 348 ”

2017 4

6

30, 518. 162

“ 300632”


91350200612261252T

oo

0

g q

z A z



3

4

5

	0.1%
	0.1%
	0.5%
	15%
	15%
	0.5%

6

1

2% r 6

3

^

10

1

2

3

12

12


12

	%
1	3.00
1-2	10.00
2-3	30.00
3-4	50.00
4-5	80.00
5	100.00

1

12

12



- A.
- B.

22 -

- A.
- B.

22 -

5

29

11

1

*

3

0

5

12

1

20%

20%

50%

2

3

4

17

13

1

2

17

		%	%
	30	5.00	3.17
	50		2.00

14

1

2

		10-30	5.00	3.17-9.50
		3-10	5.00	9.50-31.67
		5-10	5.00	9.50-19.00
		3-5	5.00	19.00-31.67

15

1

B.

C.

D.

E.

17

18

19

20

1

2

3

21

1

2

3

4

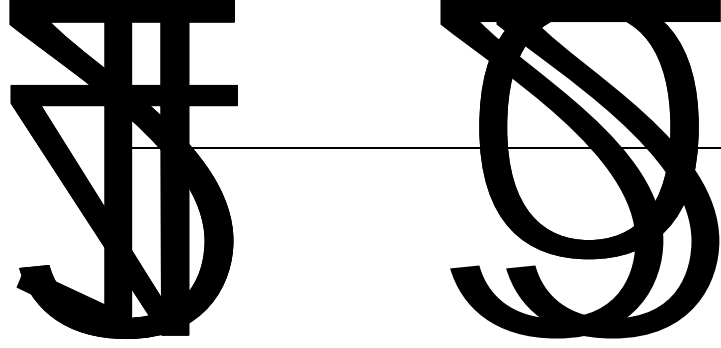
5

6

22

1

2



2

27

1

2

3

28

1

		0.00

2024 3
2024 2024

2024

2

2023 11 22
 2025 15%
 2024 11 8
 2026 15%

"GR202335100631"

3 2023

GR202435100215

3 2024

2023 6

2023 12

25%

20%

5%

2027 12

31

2024

5%

Quantpro

17%

10,000

75%

10,000

190,000

50%

1

	11,421.97	24,726.07
	892,304,191.67	632,373,847.34
	8,856,669.33	9,106,988.24
	901,172,282.97	641,505,561.65
	107,223,911.59	236,422,116.04

2

	301, 860, 148. 73	857, 401, 872. 97
	301, 860, 148. 73	857, 401, 872. 97

3


	4, 610. 00	
	4, 610. 00	

4

1

	3, 844, 431. 41	4, 043, 300. 53
	1, 098, 568. 46	519, 071. 47
	4, 942, 999. 87	4, 562, 372. 00

2



S

	145, 896, 653. 85	213, 661, 144. 38
--	-------------------	-------------------

2

	5, 487, 3 22. 57	3. 76%	5, 441, 5 32. 93	99. 17%	45, 789. 64	17, 968, 259. 99	8. 41%	16, 209, 425. 38	90. 21%	1, 758, 8 34. 61
1.	2, 434, 0 96. 00	1. 67%	2, 434, 0 96. 00	100. 00%		17, 299, 651. 68	8. 10%	15, 807, 396. 35	91. 37%	1, 492, 2 55. 33
2.	3, 053, 2 26. 57	2. 09%	3, 007, 4 36. 93	98. 50%	45, 789. 64	668, 608 . 31	0. 31%	402, 029 . 03	60. 13%	266, 579 . 28
	140, 409 , 331. 28	96. 24%	4, 536, 9 75. 46	3. 23%	135, 872 , 355. 82	195, 692 , 884. 39	91. 59%	6, 348, 0 18. 68	3. 24%	189, 344 , 865. 71
	140, 409 , 331. 28	96. 24%	4, 536, 9 75. 46	3. 23%	135, 872 , 355. 82	195, 692 , 884. 39	91. 59%	6, 348, 0 18. 68	3. 24%	189, 344 , 865. 71
	145, 896 , 653. 85	100. 00%	9, 978, 5 08. 39	6. 84%	135, 918 , 145. 46	213, 661 , 144. 38	100. 00%	22, 557, 444. 06	10. 56%	191, 103 , 700. 32

	2, 434, 096. 00	2, 434, 096. 00	2, 434, 096. 00	2, 434, 096. 00	100. 00%	
	2, 414, 798. 43	1, 969, 099. 66	3, 053, 226. 57	3, 007, 436. 93	98. 50%	
Uni tyQptoTechn ol ogyCo. , Ltd.	10, 507, 689. 88	10, 507, 689. 88				
JHMarketPtyLtd	2, 626, 271. 68	1, 313, 135. 84				
	17, 982, 855. 99	16, 224, 021. 38	5, 487, 322. 57	5, 441, 532. 93		

1	136, 973, 259. 93	4, 109, 198. 19	3. 00%

1-2	3,052,524.36	305,252.43	10.00%
2-3	357,551.56	107,265.48	30.00%
3-4	18,466.24	9,233.13	50.00%
4-5	7,515.02	6,012.06	80.00%
5	14.17	14.17	100.00%
	140,409,331.28	4,536,975.46	

3

-	16,209,425.38	3,425,587.00		14,193,479.45	5,441,532.93
-	6,348,018.68	-1,825,991.24			14,948.02
	22,557,444.06	1,599,595.76		14,193,479.45	14,948.02
					9,978,508.39

4

				14,193,479.45

Uni ty Opto Technol ogy Co. ,Ltd.		10,584,687.23		
JH Market Pty Ltd		3,318,239.53		
		13,902,926.76		

5

	37,766,179.84	0.00	37,766,179.84	25.89%
	11,139,477.33	0.00	11,139,477.33	7.64%
	9,077,820.87	0.00	9,077,820.87	6.22%
				1,132,993.01
				334,184.32
				272,334.63

	7, 475, 397. 19	0. 00	7, 475, 397. 19	5. 12%	224, 261. 92
	5, 397, 728. 93	0. 00	5, 397, 728. 93	3. 70%	161, 931. 87
	70, 856, 604. 16	0. 00	70, 856, 604. 16	48. 57%	2, 125, 705. 75

6

1

	6, 702, 561. 79	101, 238. 38
	6, 702, 561. 79	101, 238. 38

2

	6, 702, 561. 79					101, 238. 38			
	6, 702, 561. 79					101, 238. 38			
	6, 702, 561. 79					101, 238. 38			

3

4

5

	19, 662, 851. 28	
	19, 662, 851. 28	

6



☑

4

-	434,031.92	300,508.00				734,539.92
-	2,182,888.25	101,347.05			25,239.87	2,309,475.17
	2,616,920.17	401,855.05			25,239.87	3,044,015.09

5

6

		614,982.84	1	5.99%	18,449.49
		521,632.15	1	5.08%	15,648.96
		500,000.00	1	4.87%	15,000.00
		242,327.65	3-4	2.36%	121,163.83
		212,000.00	5	2.06%	212,000.00
		388,789.89	5	3.78%	388,789.89
		2,479,732.53		24.14%	771,052.17

7

8

1

1	7,753,760.23	90.08%	9,225,054.56	72.95%

3

8, 525, 626. 48	3, 747, 668. 04	401, 771. 69	11, 871, 522. 83
18, 40141. 18,			

' 908' 105' 94

'1088' 15 09

3

4

13

	2,500,000.00	2,500,000.00						
	10,000,000.00	10,000,000.00						
	12,500,000.00	12,500,000.00						

1

2

14



(3, 135, 5	986, 312	4, 121, 86
	49, 52	. 83	2. 35
"			
")			
(4, 999, 8	-	3, 502, 05
	02. 62	1, 400, 0	5. 95
"		00. 00	
")		97, 746. 71	

1.	14, 056, 221. 50	5, 999, 887. 57		20, 056, 109. 07
2.				
1				
2 \				
\				
3				
3.				
1				
2				
4.	14, 056, 221. 50	5, 999, 887. 57		20, 056, 109. 07
1.	6, 602, 519. 99	1, 859, 456. 88		8, 461, 976. 87
2.	445, 113. 68	116, 912. 48		562, 026. 16
1	445, 113. 68	116, 912. 48		562, 026. 16
3.				
1				
2				
4.	7, 047, 633. 67	1, 976, 369. 36		9, 024, 003. 03
1.				
2				
1				
3.				
1				
2				
4.				
1.	7, 008, 587. 83	4, 023, 518. 21		11, 032, 106. 04
2.	7, 453, 701. 51	4, 140, 430. 69		11, 594, 132. 20

2

3

4

17

	383,127,495.01	387,952,071.11
	383,127,495.01	387,952,071.11

1

1.	190,716,896.44	343,881,815.07	9,041,686.04	15,340,864.02	558,981,261.57
2	2,439,483.46	29,823,447.19	1,275,782.39		

2		39,136.50	6,143.95	2,440.76	47,721.21
3		2,875,503.42	783,401.81	49,143.59	3,708,048.82
1		2,875,503.42	783,401.81	49,143.59	3,708,048.82
4.	57,440,819.17	127,652,511.08	7,052,655.24	14,060,468.35	206,206,453.84
1.					
2.					
1					
3.					
1					
4.					
1.	135,715,560.73	242,488,105.20	2,449,653.92	2,474,175.16	383,127,495.01
2.	139,829,623.95	243,543,325.22	2,204,386.04	2,374,735.90	387,952,071.11

2

3

	1,967,116.62

4

5

6

18

	39,581,170.09	14,909,128.49
	39,581,170.09	14,909,128.49

1

		18,849,628.19		18,849,628.19		
		7,431,863.22		7,431,863.22	8,838,942.86	8,838,942.86
		4,599,033.48		4,599,033.48		
		3,593,048.32		3,593,048.32		
		3,403,201.80		3,403,201.80	4,718,095.88	4,718,095.88
5GWH	2GWH	1,704,395.08		1,704,395.08		
					1,246,505.68	1,246,505.68
					105,584.07	105,584.07
		39,581,170.09		39,581,170.09	14,909,128.49	14,909,128.49

2

	22,000.00	8,838,942.86	1,776,991.15	3,184,070.79		7,431,863.22	31.00%	31%				
	20,000.00	4,718,095.88	86,788.99	1,401,683.07		3,403,201.80	44.00%	44%				
	2,300.00		19,754,839.20	905,211.01		18,849,628.19	94.00%	94%				

	44,30 0.00	13,55 7,038 .74	21,61 8,619 .34	5,490 ,964. 87		29,68 4,693 .21						

3

4

19

1

1.	33,580,510.46	212,827.88	33,793,338.34
2.	10,702,562.22	331,332.84	11,033,895.06
(1)	10,702,562.22	331,332.84	11,033,895.06
3.	21,797,831.88	212,827.88	22,010,659.76
(1)	4,197,708.27	212,827.88	4,410,536.15
(2)	17,600,123.61		17,600,123.61
4.	22,485,240.80	331,332.84	22,816,573.64
1.	13,570,513.07	171,444.81	13,741,957.88
2.	11,536,606.97	317,493.77	11,854,100.74
1	11,536,606.97	317,493.77	11,854,100.74
3.	13,956,778.12	212,827.88	14,169,606.00
1			
(2)	4,197,698.55	212,827.88	4,410,526.43
(3)	9,759,079.57		9,759,079.57
4.	11,150,341.92	276,110.70	11,426,452.62
1.			
2.			
1			
3.			
1			
4.			

1.	11, 334, 898. 88	55, 222. 14	11, 390, 121. 02
2.	20, 009, 997. 39	41, 383. 07	20, 051, 380. 46

2

2	10,408,692.26			4,390,365.61	14,799,057.87
---	---------------	--	--	--------------	---------------

0.00%

2



3

4



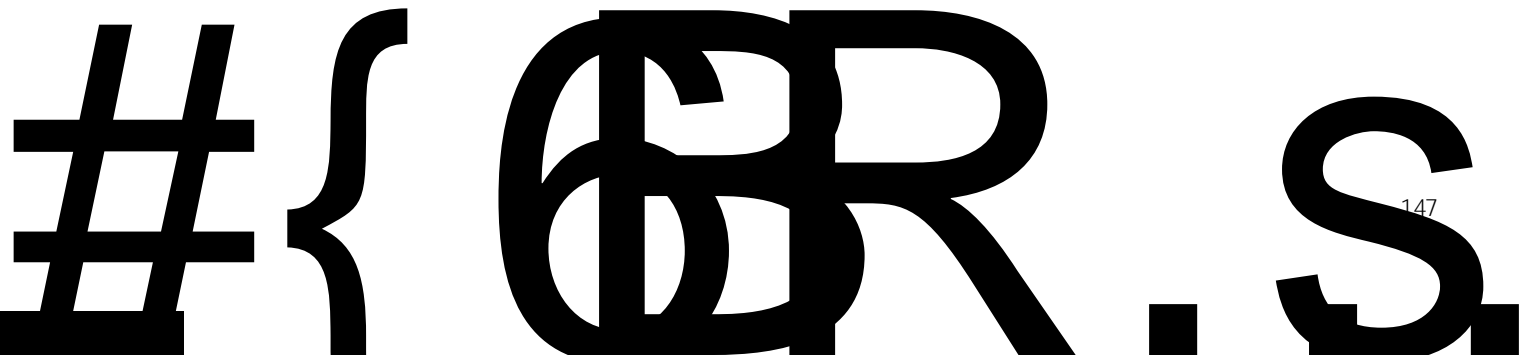
21

1

5

	36,100,256.78				36,100,256.78
	36,100,256.78				36,100,256.78

2



5

22

	10,687,478.24	8,379,980.97	6,994,386.70		12,073,072.51
		280,188.68	56,037.74		224,150.94
	10,687,478.24	8,660,169.65	7,050,424.44		12,297,223.45

23

/

1

	26,901,735.60	4,035,260.34	25,832,832.46	3,874,924.87
	21,714,212.90	3,257,131.94	8,945,664.80	1,341,849.72
	109,428,330.40	18,894,756.45	63,344,204.87	12,589,818.40
	12,858,555.90	1,943,367.71	24,958,929.78	3,919,185.28
	5,999,925.78	1,129,609.87	5,883,221.97	1,137,820.31
	19,015,588.94	2,852,338.34	17,045,965.53	2,556,894.83
	5,860,080.31	485,895.66	11,024,647.27	1,597,496.93
	201,778,429.83	32,598,360.31	157,035,466.68	27,017,990.34

2

	17,982,746.76	2,644,612.72	16,886,283.77	2,633,951.49
	5,891,542.43	506,881.14	10,649,979.54	1,654,810.13
	21,894,605.95	3,474,881.33	22,155,240.97	3,323,286.15
	45,768,895.14	6,626,375.19	49,691,504.28	7,612,047.77

3

	6,308,001.23	26,290,359.08	7,527,970.27	19,490,020.07
	6,308,001.23	318,373.96	7,527,970.27	84,077.50

4

		2,464,749.45	1,347,402.83
		60,850,321.78	40,496,837.19
		63,315,071.23	41,844,240.02

5

2025	15,345.01	15,345.01	
2026	3,169,167.97	3,222,135.85	
2027	6,501,247.76	6,501,247.76	
2028	1,577,072.67	670,681.17	
2029	10,508,264.00		
	39,079,224.37	30,087,427.40	Boost
	60,850,321.78	40,496,837.19	

24

	3,989,168.83		3,989,168.83	14,600,674.35	14,600,674.35
	204,382.13		204,382.13	193,332.00	193,332.00
	4,193,550.96		4,193,550.96	14,794,006.35	14,794,006.35

25

	6,809,330.51	6,809,330.51	/	7,817,610.64	7,817,610.64
	3,659,044	3,659,044		3,883,094	3,883,094

	. 01	. 01			. 18	. 18		
	10, 468, 37 4. 52	10, 468, 37 4. 52			11, 700, 70 4. 82	11, 700, 70 4. 82		

26

1

	210, 895, 279. 52	192, 504, 580. 32
	142, 018. 06	150, 716. 48
	211, 037, 297. 58	192, 655, 296. 80

2

27

		46, 770. 00
		46, 770. 00

28

		646, 089. 00
	61, 268, 231. 20	75, 935, 623. 50
	61, 268, 231. 20	76, 581, 712. 50
	0. 00	

29

1

	117, 637, 624. 02	138, 842, 695. 27
	26, 014, 019. 87	31, 435, 441. 55
	2, 704, 935. 74	
	146, 356, 579. 63	170, 278, 136. 82

2 1



9,319,999.99	1	9,319,999.99
		40%
3,416,797		

32

1

	24, 601, 039. 30	182, 367, 679. 65	179, 972, 567. 54	26, 996, 151. 41
-	132, 496. 65	9, 058, 666. 06	9, 191, 162. 71	
		769, 039. 86	769, 039. 86	
	24, 733, 535. 95	192, 195, 385. 57	189, 932, 770. 11	26, 996, 151. 41

2

	172, 490. 43	181, 369. 23
	14, 227, 834. 74	10, 119, 152. 68

34

	65, 568, 889. 57	41, 415, 100. 00
	6, 376, 487. 74	8, 987, 790. 23
	71, 945, 377. 31	50, 402, 890. 23

35

	974, 670. 17	2, 275, 857. 59
	3, 659, 044. 01	3, 883, 094. 18
	4, 633, 714. 18	6, 158, 951. 77

36

1

	97, 489, 025. 89	123, 825, 236. 32
	- 65, 568, 889. 57	- 41, 415, 100. 00
	31, 920, 136. 32	82, 410, 136. 32

37

	11, 440, 491. 20	21, 430, 014. 57
	- 205, 110. 61	- 1, 082, 790. 53
	- 6, 376, 487. 74	- 8, 987, 790. 23
	4, 858, 892. 85	11, 359, 433. 81

38

	10, 126, 248. 70	2, 919, 900. 00	3, 847, 767. 56	9, 198, 381. 14
	10, 126, 248. 70	2, 919, 900. 00	3, 847, 767. 56	9, 198, 381. 14

39

		+ -					
	305,181,620.00						305,181,620.00

40

	1,030,737,092.90			1,030,737,092.90
	2,686,972.75			2,686,972.75
	1,033,424,065.65			1,033,424,065.65

41

	149,947,001.82	100,001,548.9
--	----------------	---------------

43

	80, 803, 327. 92	5, 752, 198. 43	86, 555, 526. 35
	80, 803, 327. 92	5, 752, 198. 43	86, 555, 526. 35

10%

44

	655, 213, 586. 88	588, 904, 507. 36
	655, 213, 586. 88	588, 904, 507. 36
	52, 198, 123. 10	89, 292, 382. 16
	5, 752, 198. 43	8, 309, 959. 84
	113, 892, 850. 51	14, 673, 342. 80
	587, 766, 661. 04	655, 213, 586. 88

1

05 € € ® 1





	6, 731, 151. 89	4, 343, 387. 33
	1, 556, 528. 52	6, 173, 591. 76
	-9, 829, 030. 80	- 14, 136, 756. 09
	590, 033. 05	541, 970. 48
	- 7, 682, 469. 23	- 7, 421, 193. 85

51

	12, 710, 286. 54	15, 563, 782. 25
	91, 423. 43	59, 634. 67
	2, 487, 083. 53	3, 542, 036. 66
	15, 288, 793. 50	19, 165, 453. 58

52

	- 9, 581, 322. 55	- 15, 160, 806. 51
	- 9, 581, 322. 55	- 15, 160, 806. 51

56

		- 83, 185. 84
	- 634, 131. 33	- 158, 341. 27
	627, 785. 14	
	- 6, 346. 19	- 241, 527. 11

57

	5, 260. 15	983, 429. 00	5, 260. 15
	2, 000. 00	312, 547. 00	2, 000. 00
	36, 907. 12	147, 574. 12	36, 907. 12
	44, 167. 27	1, 443, 550. 12	44, 167. 27

58

	1, 070, 006. 73	6, 297, 377. 97	1, 070, 006. 73
	963, 118. 29	248, 866. 63	963, 118. 29
	81, 678. 22	403, 790. 65	81, 678. 22
	2, 114, 803. 24	6, 950, 035. 25	2, 114, 803. 24

59

1

	17, 451, 670. 60	14, 634, 299. 91
	- 6, 566, 042. 55	- 9, 656, 333. 07
	10, 885, 628. 05	4, 977, 966. 84

2

	60, 255, 000. 45

/	9, 038, 250. 07
	- 181, 415. 88
	4, 715, 377. 27
	- 246, 578. 21
	1, 235, 056. 30
	4, 613, 796. 27
	-8, 288, 857. 77
	10, 885, 628. 05

60

42

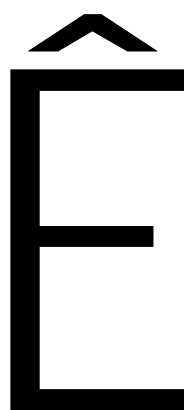
	0.00	0.00

	2,246,099,000.00	1,671,000,000.00
	2,246,099,000.00	1,671,000,000.00

3

	25,647,658.10	61,661,849.71
		3,000,000.00
	25,647,658.10	64,661,849.71

	100,001,548.45	50,022,693.62
	21,776,654.40	43,116,069.83
	14,953,203.46	10,689,227.17
		3,000,000.00
	136,731,406.31	106,827,990.62



5

62

1

1		49,369,372.40	88,302,132.76
		9,581,322.55	15,160,806.51
		39,447,338.36	33,967,046.53
		11,854,100.74	9,296,175.63
		962,067.56	834,710.76
		7,050,424.44	3,879,119.78
		6,346.19	241,527.11
" "		23,082.17	47,767.55
	" "	-5,444,862.18	-12,114,782.93
	" "	1,844,493.50	2,567,124.74
2	" "	-33,880,467.32	-41,069,708.91

309,921,949.14
d+, @D,

2

	894,362,952.46	633,687,951.01
	11,421.97	24,726.07
	892,304,095.85	632,184,548.90
	2,047,434.64	1,478,676.04
	894,362,952.46	633,687,951.01

63

1

	51,195,276.19	7.1884	368,012,123.36
	761,937.01	7.5257	5,734,109.36
	370,897.19	0.92604	343,465.63

2

()					
Align Tech, Inc.					
Boost Lighting, Inc.					
SINPRO SINGAPORE PTE. LTD.					
Quantpro Pte. Ltd.					
GOPRO TECHNOLOGY SDN. BHD.					

64

1

	2024
	2,382,653.61
	754,685.71
	10,869,420.37

2



	2,396,374.85	
	543,302.75	
	1,376.15	

3

49

1

1

2

3

6 0

Quantpro Pte. Ltd.	

2

	/	/
	12,984,024.81	12,224,936.46
	117,012,548.04	121,574,101.61
	129,996,572.85	133,799,038.07
	453,131.82	4,600.00
	453,131.82	4,600.00
	129,543,441.03	133,794,438.07
	64,741,237.43	67,014,437.47
--		
--		
--		
	64,741,237.43	67,014,437.47
\		
	-3,952,376.61	-4,471,649.94

3

12, 710, 286. 54

15, 563, 782. 25

1, 968, 695. 73

1, 567, 043. 51

14, 678, 982. 27

17, 130, 825. 76

12

()

2024 12 31						
	51,195,276.19	368,012,123.36	761,937.01	5,734,109.36	370,897.19	343,465.63
	8,444,464.50	60,702,188.61	359,480.55	2,705,342.78		
	40,189.77	288,900.14	6,532.00	49,157.87	63,360.00	58,673.89
	734.45	5,279.52				
	749,354.90	5,386,662.76				
	6,863.34	49,336.43				

2024 12 31

75,833.00

403,537.73

9,475,044.65

15,348,624.83

477,218.76

773,046.65

2023 12 31					
	31, 559. 95	223, 529. 66			
	6, 000, 000. 00	42, 496, 200. 00			
	422, 277. 23	2, 990, 862. 94			
	52, 262. 42	370, 159. 04			

2023 12 31				
	40, 962. 18	220, 261. 83	9, 475, 859. 20	14, 607, 036. 96
			542, 199. 40	835, 800. 38
			1, 028, 289. 44	1, 585, 108. 17
	1, 200. 00	6, 452. 64	89, 531. 13	138, 012. 24

2024 12 31 ;
10%

695. 69

2024 12 31
50

151. 71

1

	--	--	--	--
1.	4, 610. 00	391, 831, 134. 46		391, 835, 744. 46
	4, 610. 00	391, 831, 134. 46		391, 835, 744. 46
4		391, 831, 134. 46		391, 831, 134. 46
5	4, 610. 00			

			(%)
			22.39

102

2

3

	40%
	20%
	49.8339%

40%

()

7

2024

		1, 605, 447. 86	20, 000, 000. 00		47, 345. 13
	/	1, 059, 405. 94	3, 000, 000. 00		627, 880. 62
					2, 315. 04
					544, 554. 46
					115, 301. 55
()					1, 004, 716. 98

/

		113, 097. 35	
		55, 190. 64	1, 204, 961. 88
		40, 347. 79	
			51, 973. 45
			18, 597. 33

	8, 013, 098. 99	6, 517, 389. 53

5

150

8%

6

1

				1, 862, 635. 48	90, 951. 06
				58, 730. 00	1, 761. 90
				31, 426. 50	

2

			5, 390. 27
		144, 265. 25	47, 345. 13
		353. 98	

1

2

	8, 017, 632. 00
	0. 00

3

4

5

1

2024 12 31

2

1

2024 12 31

2

1

	2025 1 6		
	"	" SM	
	2026 12 31		

2

10	1
10	0
10	0
	2025 4 21 2024 10 1.00 305,181,620 22,684,584 282,497,036 28,249,703.60

3

4

1

1

2024	2022	2024 12 22	2022
			31,568,345.38

2



	322,993,550.16	100.00%	5,104,157.05	1.58%	317,889,393.11	363,765,793.19	100.00%	5,154,279.57	1.42%	358,611,513.62
--	----------------	---------	--------------	-------	----------------	----------------	---------	--------------	-------	----------------



2,434,096.00 2,434,096.00 2,434,096.00 2,434,096.00 100.00%

616,178.31 349,599.03 1,025,718.11 979,928.47 95.54%



	186,816,475.10	186,816,475.10	57.84%
	42,048,211.68	42,048,211.68	13.02%
	17,765,682.33	17,765,682.33	5.50%
	11,517,047.53	11,517,047.53	3.57%
	8,383,026.34	8,383,026.34	2.60%
	266,530,442.98	266,530,442.98	

3		568,812.84	788,902.84
3	4	159,910.00	146,678.84
4	5	129,15 m	

))	
2024 1 1	1,025,485.43			1,025,485.43
2024 1 1				
	-308,630.31		300,000.00	-8,630.31
2024 12 31	716,855.12		300,000.00	1,016,855.12

4



514,167,350.60	514,167,350.60	395,760,882.12	395,760,882.12
64,896,078.18	64,896,078.18	67,014,437±	

4

